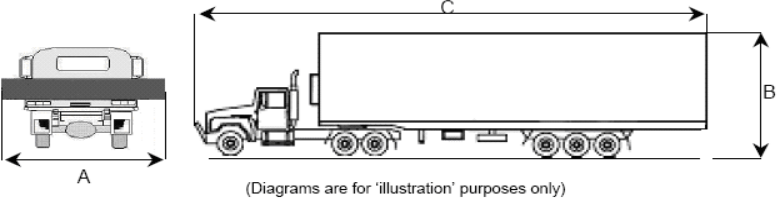
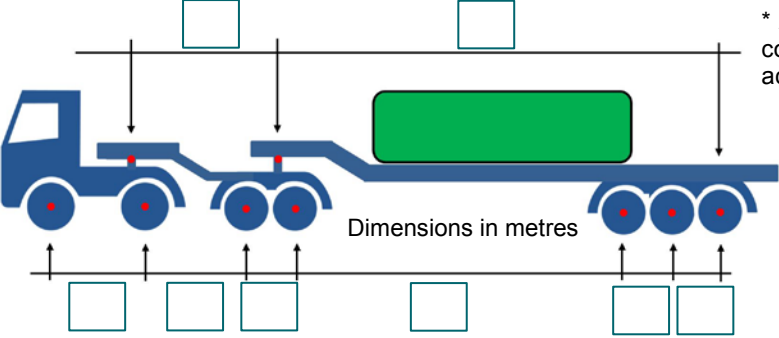
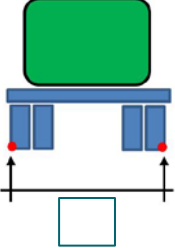


PPA Use only		Approval Number		Permit Number	
---------------------	--	------------------------	--	----------------------	--

APPLICANT DETAILS								
Date			Company					
Applicant name				Phone				
Contact (site)				Phone				
TASK DETAILS AND DURATION								
Start Date			Time			End Date		
Location from				Location to				
Load description								
Vessel				Berth				
OVERSIZE DETAILS								
Do the loaded dimensions exceed 19m L, 4.3m H and/or 2.5m W?						Yes (complete this section) No (Go to Heavy Load)		
 <p>(Diagrams are for 'illustration' purposes only)</p>						Provide dimensions A: _____ m B: _____ m C: _____ m		
HEAVY LOAD DETAILS								
Does any single item of cargo, equipment or bulk product exceed 20t or does the GCM exceed 42.5t?						Yes (complete this section) No (Go to next section)		
 <p>Dimensions in metres</p>						* A hand drawn attachment showing configuration and dimensions is acceptable 		
Prime mover			t	Max axle load			t	
Cargo Weight			t	Trailer weight			t	
PPA Use only		Area		m²		Stack load		
						t/m²		

Process Owner: The Landside Operations Manager has overall responsibility for this form

Objective ID: A573187

Approved by: Landside Operations Manager

Version : 8

Review date: 03/11/2022

VEHICLE DETAILS						
Does this permit cover more than one vehicle or multiple size loads?				<input type="checkbox"/> Yes (provide detail in notes) <input type="checkbox"/> No (complete vehicle rego)		
Prime mover rego		Trailer rego/s				
Notes:						
PERMIT HOLDER CHECKLIST						
				Yes	No	N/A
Is the cargo a Dangerous Good? A DG permit is required for all DG				<input type="checkbox"/>	<input type="checkbox"/>	
The applicant agrees to follow the Traffic Management Plan provided				<input type="checkbox"/>		<input type="checkbox"/>
All external permits and licences are in place for movement e.g. MRWA permits				<input type="checkbox"/>		<input type="checkbox"/>
Does this load require a pilot/escort?				<input type="checkbox"/>	<input type="checkbox"/>	
A JHA, SWI or similar has been developed and a copy is available				<input type="checkbox"/>	<input type="checkbox"/>	<input type="checkbox"/>
Is this cargo being lifted by shore crane?				<input type="checkbox"/>	<input type="checkbox"/>	
The applicant agrees to ensure that all personnel are aware of permit conditions, TMP's, special conditions and safe working practices are adhered to when on the PPA site.						
Permit Applicant		Signature		Date		
PPA PERMIT APPROVAL						
A lift study is required for this permit and is attached? Yes <input type="checkbox"/> N/A <input type="checkbox"/>						
Engineering have approved lift and/or movement studies where required Yes <input type="checkbox"/> N/A <input type="checkbox"/>						
PPA Engineers Name		Approval given	Written <input type="checkbox"/>	Verbal <input type="checkbox"/>		
Special Conditions:						
Permit Authoriser		Signature		Date		
PERMIT CLOSURE						
The work outlined in the permit was	<input type="checkbox"/> Completed	<input type="checkbox"/> Not Completed	<input type="checkbox"/> Cancelled			
Persons, equipment and materials removed from the work area				<input type="checkbox"/> Yes	<input type="checkbox"/> No	
Notes:						
Permit Holder		Signature		Date		
PPA representative		Signature		Date		

Process Owner: The Landside Operations Manager has overall responsibility for this form

Objective ID: A573187

Approved by: Landside Operations Manager

Version : 8

Review date: 03/11/2022